

# Canada Helps Donation to Restore His House Campaign Donation Instructions

## [Canada Helps - Immaculate Conception Parish Port Perry](#)

Below are the instructions on how to enter your donation into Canada Helps.

The screenshot shows the Canada Helps website interface. At the top, there's a search bar and navigation links. The main content area is titled 'Immaculate Conception Parish Port Perry' and includes details like 'Registered Name: Immaculate Conception Parish' and 'Business No: 107910259RR0174'. A 'Donate to this charity' overlay is present, showing the donation process steps: STEP 1 (Select donation type: Now, Monthly, Securities), STEP 2 (Enter donation amount: \$10), STEP 3 (Select campaign: Restore HIS House), STEP 4 (Send optional message: Thanks for all the great work you do!), and STEP 5 (Click 'Continue to Complete Donation').

**Step 1** – Select the type of donation you wish to make, -Donate Now(One Time) or Donate Monthly

**Step 2** – Enter the amount you wish to donate.

**\*\*NOTE\*\*** Be aware that when you select Donate Monthly this is the amount you wish to donate each month.

**Step 3** – Select the “**Restore HIS House**” campaign in the “Apply your donation to a fund set up by this charity\*” field.

**Step 4** – Send a message to this charity (optional)

**Step 5** – Click on the “Continue to Complete Donation” Button.

Canada Helps Donation to Restore His House Campaign  
Donation Instructions

Donor and tax information

Canada Revenue requires your full address be included on your charitable tax receipt.

💡

Monthly donations are managed through your CanadaHelps account. Sign in or create a free account to continue your donation.

EXPRESS CHECKOUT

Email Address\*  
donbiffin@gmail.com

Password  
.....

[Forgot password](#)

The password entered is not correct. Please try again.

Sign Up

Sign In

+ Add another donation

Monthly donations

\$10

Total Donations

\$10




STEP 6

**Step 6** – If you have a Canada Helps userid you can login now. If not you will need to create an id using the Sign-Up Button, which allows you to download tax receipts and manage a monthly donation. We do not recommend the Continue as Guest option.

## Canada Helps Donation to Restore His House Campaign Donation Instructions

**My Giving Basket**

**Donation Details**

 **\$10** **Immaculate Conception Parish Port Perry**    
Monthly  
Begins on Nov 26, 2025  
Restore HIS House

**Help us help more charities**

Please consider adding a donation to CanadaHelps. We provide needed affordable online fundraising technology and education to over 25,000 small and medium-sized charities that rely on us.

☐ Yes, add my one-time, tax-deductible donation to CanadaHelps: \$ 1.50

**STEP 7**

**+ Add another donation**

Monthly donations **\$10**

**Total Donations \$10**

**Step 7** – Next validate the amount that you have entered for the Restore HIS house campaign.

**\*\*NOTE\*\*** if you don't wish to donate to the Canada Helps organization, scroll down and unclick the box saying to do a onetime donation of \$ 1.50. (please note – this donation increases as your one time or monthly donation increases.)

## Canada Helps Donation to Restore His House Campaign Donation Instructions

**Donor and tax information**

Canada Revenue requires your full address be included on your charitable tax receipt.

Email Address\*  
donbiffin@icloud.com

☐ This is a corporate donation

First Name\*Last Name\*

**ADDRESS\***

Address line 1\*

Address line 2 (optional)

City\*Select Country

Select ProvincePostal code

Save Donor InformationLog Out

Anonymity Preference  
Please provide my name, email and mailing address to the charities I'm...

Save & Continue

+ Add another donation

Monthly donations\$10

Total Donations\$10

**STEP 8**

**Step 8** – For First Time users, please provide your name and address which will be saved for future donations. Click on Save & Continue.

**\*\*NOTE\*\*** We suggest you select to have a yearly tax receipt and select to not share your name and contact info with other charities.

## Canada Helps Donation to Restore His House Campaign Donation Instructions

The screenshot shows a donation form titled "Payment Information". It includes a "SECURE PAYMENT OPTIONS" section with radio buttons for "Credit Card" (selected), "PayPal", "Google Pay", and "Gift Card". Below this are logos for VISA, Mastercard, AMEX, and CHASE. The form has three input fields: "Credit card number \*" (containing "1234 1234 1234 1234"), "Expiration \*" (containing "MM/YY"), and "Security code \*" (containing "CVV"). There is also a "Name on card \*" field (containing "Full name") and a "Complete Donation" button. To the right, a summary table shows "Monthly donations" as "\$10" and "Total Donations" as "\$10". A red "STEP 9" label is positioned below the table. At the bottom, a disclaimer states: "This site is protected by reCAPTCHA and the Google [Privacy Policy](#) and [Terms of Service](#) apply."

Monthly donations	\$10
Total Donations	\$10

**STEP 9**

This site is protected by reCAPTCHA and the Google [Privacy Policy](#) and [Terms of Service](#) apply.

**Step 9** – Enter your desired payment method and Click Complete Donation.

**Step 10** – You will receive a email confirming the details of your donation.

You are now all set to go; you may want to print this document as your guide before you click on the Link to Canada Helps – Immaculate Conception Parish – Port Perry. We will print some copies and leave in the parish office.

[Canada Helps - Immaculate Conception Parish Port Perry](#)